


News for Horan's Pack



Week of April 9, 2018

Books, Blankets & Family Fun

Please join us Saturday, April 14 in Daffin Park for a fun Family Engagement event sponsored by the school district. There will be food trucks, music, games, reading activities, and special guests – like celebrity reader Adrian Peterson, a former Georgia Southern standout and NFL player! The top 3 schools with the most parent attendance will receive prizes. The event runs from 10am to 3pm. We hope to see you there!

Field Trip to Oatland Island

We will visit Oatland Island on Friday, April 13 as part of our study of animals. If you have not returned your student's signed permission slip, please do so as soon as possible. Also, please let me know if you need another form sent home. Thank you!

Phonics Unit 12

Students will be assessed in Unit 12 this week. In this unit, students learn how to read and spell two-syllable words with closed syllables. Examples include **catnip**, **sunset**, **finish**, and **reptile**. In addition to previously taught trick words, students must also know these words:

TRICK WORDS (Sight Words)

- | | |
|-----------|---------|
| 1. people | 5. own |
| 2. month | 6. want |
| 3. little | 7. Mr. |
| 4. been | 8. Mrs. |

Eureka and Xtra Math Notes

Students will continue working in Module 6, Place Value and Addition and Subtraction to 100, in Eureka Math. In this unit, students count and compare numbers to 120 and solve addition problems with totals within 100. Please have students continue to practice addition and subtraction fluency at www.xtramath.org.

HOMEWORK

Monday:

- 1st– Math: Lesson 2, #1-3
- 2nd– Read for 20 minutes; record on reading log.

Tuesday:

- 1st– Math: Lesson 2, #4-6
- 2nd– Read for 20 minutes; record on reading log.

Wednesday:

- 1st– Math: Lesson 4, #1-6
- 2nd– Read for 20 minutes; record on reading log.

Thursday:

- 1st– Math: Lesson 4, #7-11
- 2nd– Read for 20 minutes; record on reading log.

Homework Folders with Behavior and Reading Logs should be sent to school every day.

**** Please return Math Homework on Friday in the Green Homework Folder. I will check homework on Friday. ☺**

Character Traits & High-Flying Hawks

February—Fairness—Amelia K.
 March—Trustworthiness—Penny J.
 April—Respect
 May—Perseverance

Specials

Monday – P.E.
 Tuesday – Art
 Wednesday – GMAS (No Specials)
 Thursday – GMAS (No Specials)
 Friday – GMAS (No Specials)

Classroom Wish List

- We are in need of:
- Thin, black, dry erase markers

What are we learning now!

Language Arts/English:

Sentences
Word Order
Nouns, Verbs, Adjectives
Capitalization & Punctuation

Reading: Unit 6—Animals

- *Sounds for consonants and short vowels
- *Sounds for digraphs **wh, ch, sh, th, ck**
- *Reading & spelling bonus letter words such as miss, hill, puff, and buzz
- *Reading & spelling words with the glued sound **-all**; examples include tall, ball, call, and hall
- *Letter formation for lower-case letters
- *Print and word awareness
- *Beginning, middle, ending sounds
- *Reading & spelling 3-sound short vowel words & words with digraphs
- *Reading & spelling 3-sound short vowel words & words with digraphs
- *Reading & spelling words with glued sounds **-all, -am, and -an**
- *Reading & spelling 3-sound short vowel words with suffix **-s**
- *Reading & spelling words with glued sounds **-ang, -ing, -ong, -ung, -ank, -ink, -onk,, and -unk**
- *Reading & spelling 4- and 5-sound short-vowel words with consonant blends & consonant-digraph blends.
- *Reading & spelling short-vowel words with suffixes **-ed** and **-ing**
- *Reading & spelling **v-e** words
- *Reading & spelling words with two syllables (e.g., catnip, sunset)
- *Story retelling, story elements
- *Types of genre
- *Describe & classify
- *Compare & contrast

Writing:

- *Letter sound dictation skills
- *Sentence structure
- *Beginning composition skills
- *Writing facts & sharing information

Dates to Remember:

- * April 11-20 – GMAS Administration (3rd-5th Grade)
- * Fri., April 13 – Field Trip to Oatland Island
- * Sat., April 14 – SCCPSS Family Engagement Day, Daffin Park, 10 am-3pm
- * Fri., April 27 – Student Council Dress Down Day, \$1
- * Wed., May 2, 9-10:30 am – Dolphin Tour
- * Fri., May 4, 5-7 pm – 5th Grade vs. Faculty Basketball Game, Coastal Middle School Gymnasium
- * Mon., May 14, 8:30-9:10 am – First Grade Awards Day in the Gymnasium

Friday Treat Schedule

Each week, students with good behavior are rewarded with a special 'Friday Treat'. **Please remember that we are a peanut-free classroom.** Ideas for treats include sugar cookies, brownies, Rice Krispy treats, ice cream cups, and popsicles. If you have a conflict with your assigned date, let me know.

April 13—Callen L. April 27—Emma C.
April 20—Emeline G. May 4—Amelia K.
May 11—Noah D.

*Please remember to send a healthy snack each day. No candy or juice.

*Students may bring a water bottle to keep on their desk. It is for **water only**. No other drinks.

Cafeteria News

- Breakfast is free for all students all year!! 7:40-8:10a
- Lunch is \$2.25 per student. Money can be added to your student's account at www.myschoolbucks.com
- You can apply for free and reduced lunch this year online at applyforlunch.com.

Math: Module 6—Place Value & Addition & Subtraction to 100

Science:

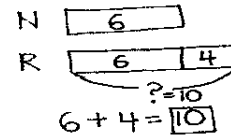
Animals

Social Studies:

Ruby Bridges

Name _____

Date _____

Read the word problem.Draw a tape diagram or double tape diagram and label.Write a number sentence and a statement that matches the story.

1. Kim went to 15 baseball games this summer. Julio went to 10 baseball games. How many more games did Kim go to than Julio?

2. Kiana picked 14 strawberries at the farm. Tamra picked 5 fewer strawberries than Kiana. How many strawberries did Tamra pick?

3. Willie saw 7 reptiles at the zoo. Emi saw 4 more reptiles at the zoo than Willie. How many reptiles did Emi see at the zoo?



4. Peter jumped into the swimming pool 6 times more than Darnel. Darnel jumped in 9 times. How many times did Peter jump into the swimming pool?

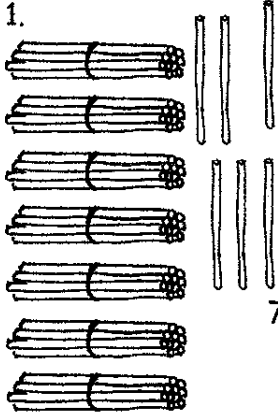
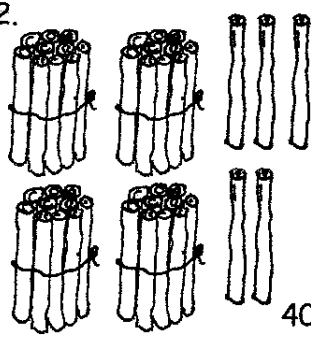



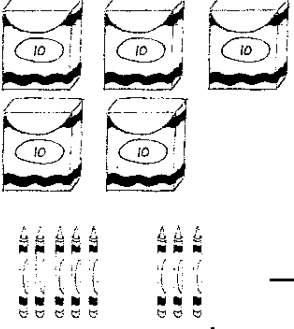
-
5. Rose found 16 seashells on the beach. Lee found 6 fewer seashells than Rose. How many seashells did Lee find on the beach?

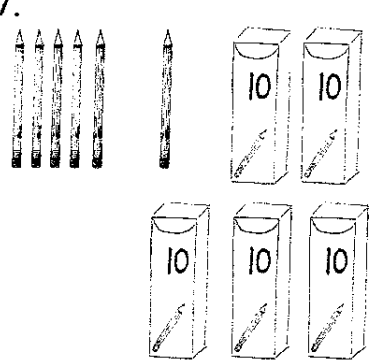
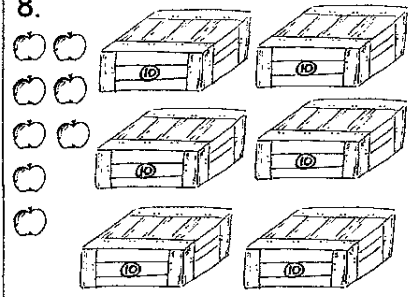
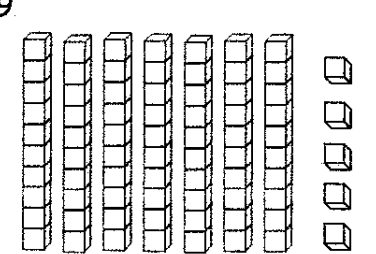
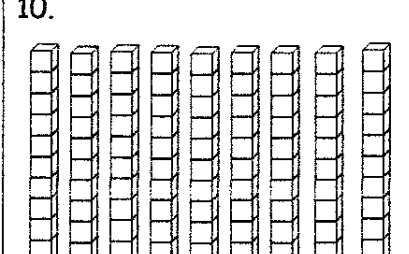
-
6. Shanika got 12 cards in the mail. Nikil got 5 more cards than Shanika. How many cards did Nikil get?

Name _____

Date _____

Count the objects, and fill in the number bond or place value chart. Complete the sentences to add the tens and ones.

<p>1.</p>  <div style="display: flex; justify-content: space-around; align-items: center;"> <div style="border: 1px solid black; width: 40px; height: 40px;"></div> <div style="border: 1px solid black; width: 40px; height: 40px;"></div> <div style="border: 1px solid black; width: 60px; height: 60px; margin-left: 20px;"></div> </div> <p style="text-align: center;">70 and 6 make _____.</p> <p style="text-align: center;">$70 + 6 = \underline{\quad}$</p>	<p>2.</p>  <div style="display: flex; justify-content: space-around; align-items: center;"> <div style="border: 1px solid black; width: 40px; height: 40px;"></div> <div style="border: 1px solid black; width: 40px; height: 40px;"></div> <div style="border: 1px solid black; width: 60px; height: 60px; margin-left: 20px;"></div> </div> <p style="text-align: center;">40 and 5 make _____.</p> <p style="text-align: center;">$40 + 5 = \underline{\quad}$</p>
<p>3.</p>  <div style="display: flex; justify-content: space-around; align-items: center;"> <div style="border: 1px solid black; width: 40px; height: 40px;"></div> <div style="border: 1px solid black; width: 40px; height: 40px;"></div> <div style="border: 1px solid black; width: 60px; height: 60px; margin-left: 20px;"></div> </div> <p style="text-align: center;">$69 = \underline{\quad} + \underline{\quad}$</p> <p style="text-align: center;">9 more than 60 is _____.</p>	<p>4.</p>  <div style="display: flex; justify-content: space-around; align-items: center;"> <div style="border: 1px solid black; width: 40px; height: 40px;"></div> <div style="border: 1px solid black; width: 40px; height: 40px;"></div> <div style="border: 1px solid black; width: 60px; height: 60px; margin-left: 20px;"></div> </div> <p style="text-align: center;">$97 = \underline{\quad} + \underline{\quad}$</p> <p style="text-align: center;">7 more than 90 is _____.</p>
<p>5.</p>  <div style="display: flex; justify-content: space-around; align-items: center;"> <div style="border: 1px solid black; width: 40px; height: 40px;"></div> <div style="border: 1px solid black; width: 40px; height: 40px;"></div> <div style="border: 1px solid black; width: 60px; height: 60px; margin-left: 20px;"></div> </div> <p style="text-align: center;">$\underline{\quad} + \underline{\quad} = \underline{\quad}$</p> <p style="text-align: center;">$\underline{\quad}$ tens + $\underline{\quad}$ ones = _____</p>	<p>6.</p>  <div style="display: flex; justify-content: space-around; align-items: center;"> <div style="border: 1px solid black; width: 40px; height: 40px;"></div> <div style="border: 1px solid black; width: 40px; height: 40px;"></div> <div style="border: 1px solid black; width: 60px; height: 60px; margin-left: 20px;"></div> </div> <p style="text-align: center;">$\underline{\quad} + \underline{\quad} = \underline{\quad}$</p> <p style="text-align: center;">$\underline{\quad}$ tens + $\underline{\quad}$ ones = _____</p>

<p>7.</p>  <table border="1" style="float: right; margin-left: 20px;"> <thead> <tr> <th style="width: 50px;">tens</th> <th style="width: 50px;">ones</th> </tr> </thead> <tbody> <tr> <td style="height: 50px;"></td> <td style="height: 50px;"></td> </tr> </tbody> </table> <p style="text-align: center; margin-top: 20px;"> _____ + _____ = _____ _____ tens + _____ ones = _____ </p>	tens	ones			<p>8.</p>  <table border="1" style="float: right; margin-left: 20px;"> <thead> <tr> <th style="width: 50px;">tens</th> <th style="width: 50px;">ones</th> </tr> </thead> <tbody> <tr> <td style="height: 50px;"></td> <td style="height: 50px;"></td> </tr> </tbody> </table> <p style="text-align: center; margin-top: 20px;"> _____ + _____ = _____ _____ tens + _____ ones = _____ </p>	tens	ones		
tens	ones								
tens	ones								
<p>9.</p>  <table border="1" style="float: right; margin-left: 20px;"> <thead> <tr> <th style="width: 50px;">tens</th> <th style="width: 50px;">ones</th> </tr> </thead> <tbody> <tr> <td style="height: 50px;"></td> <td style="height: 50px;"></td> </tr> </tbody> </table> <p style="text-align: center; margin-top: 20px;"> _____ + _____ = _____ _____ tens + _____ ones = _____ </p>	tens	ones			<p>10.</p>  <table border="1" style="float: right; margin-left: 20px;"> <thead> <tr> <th style="width: 50px;">tens</th> <th style="width: 50px;">ones</th> </tr> </thead> <tbody> <tr> <td style="height: 50px;"></td> <td style="text-align: center; vertical-align: middle;">0</td> </tr> </tbody> </table> <p style="text-align: center; margin-top: 20px;"> _____ + _____ = _____ _____ tens + _____ ones = _____ </p>	tens	ones		0
tens	ones								
tens	ones								
	0								

11. Complete the sentences to add the tens and ones.

a. $80 + 6 = \underline{\quad}$

b. $\underline{\quad} + 7 = 57$

c. $9 \text{ tens} + \underline{\quad} \text{ ones} = 95$

d. $4 \text{ ones} + 8 \text{ tens} = \underline{\quad}$