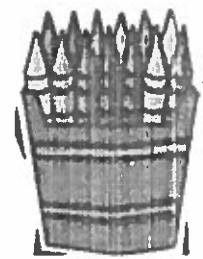


# News for Horan's Pack



## Week of February 26, 2018

### Read Across America Week

In honor of Dr. Seuss' birthday, we will celebrate Read Across America next week. Here are the special activities for each day:

**Mon. *Sleep Book*** Wear Pajamas

**Tues. *The Lorax*** "Grow" a Mustache

**Wed. *The Cat in the Hat*** Wear a Crazy Hat

**Thurs. *Fox in Socks*** Wear Crazy Socks

**Fri. *Character Day*** Dress like a character from a Dr. Seuss book

### Jump Rope for Heart (JRFH)

Thank you for your support of Jump Rope for Heart!

### WIPP Parade

Please let me know if your student is a WIPP alumni who plans to march in the WIPP St. Patrick's Day Parade on March 14 at 9:15am. A permission slip must be sent home and signed if your student plans to participate.

### Phonics Unit 11

Students will begin Unit 11 this week. In this unit, students learn a new syllable type, the "vowel-consonant-e" or "v-e" syllable. In these syllables, the final e is silent, and it makes the vowel say its name. We call these long vowel words. They will also add suffix **-s** to words such as **stove**, **cape**, **pipe**, and **grade**. In addition to previously taught trick words, students must also know these words:

#### TRICK WORDS (Sight Words)

- |            |            |
|------------|------------|
| 1. friend  | 4. none    |
| 2. other   | 5. nothing |
| 3. another |            |

### Eureka and Xtra Math Notes

Students are working with tens and ones in Module 4, Place Value, in Eureka Math. Please have students continue to practice addition and subtraction fluency at [www.xtramath.org](http://www.xtramath.org).

### HOMEWORK

#### Monday:

1<sup>st</sup>– Math: Lesson 5 Homework, #1-8

2<sup>nd</sup>– Read for 20 minutes; record on reading log.

#### Tuesday:

1<sup>st</sup>– Math: Lesson 5 Homework, #9-12

2<sup>nd</sup>– Read for 20 minutes; record on reading log.

#### Wednesday:

1<sup>st</sup>– Math: Lesson 6 Homework, #1-8

2<sup>nd</sup>– Read for 20 minutes; record on reading log.

#### Thursday:

1<sup>st</sup>– Math: Lesson 6 Homework, #9-16

2<sup>nd</sup>– Read for 20 minutes; record on reading log.

**Homework Folders with Behavior and Reading Logs should be sent to school every day.**

**\*\* Please return Math Homework on Friday in the Green Homework Folder. I will check homework on Friday. ☺**

**Character Traits & High-Flying Hawks**  
February—Fairness—Amelia K.

### Specials

Monday – STEM

Tuesday – Music

Wednesday –Extended Planning

Thursday – Spanish

Friday – Technology

### **Classroom Wish List**

- Thin, black dry-erase markers
- Sanitizing wipes
- Electric pencil sharpener

# What are we learning now!

## Language Arts/English:

Sentences  
Word Order  
Nouns, Verbs, Adjectives  
Capitalization & Punctuation

### Reading: Unit 4—What I Can Do!

- \*Sounds for consonants and short vowels
- \*Sounds for digraphs **wh, ch, sh, th, ck**
- \*Reading & spelling bonus letter words such as miss, hill, puff, and buzz
- \*Reading & spelling words with the glued sound **-all**; examples include tall, ball, call, and hall
- \*Letter formation for lower-case letters
- \*Print and word awareness
- \*Beginning, middle, ending sounds
- \*Reading & spelling 3-sound short vowel words & words with digraphs
- \*Reading & spelling 3-sound short vowel words & words with digraphs
- \*Reading & spelling words with glued sounds **-all, -am, and -an**
- \*Reading & spelling 3-sound short vowel words with suffix **-s**
- \*Reading & spelling words with glued sounds **-ang, -ing, -ong, -ung, -ank, -ink, -onk,, and -unk**
- \*Reading & spelling 4- and 5-sound short-vowel words with consonant blends & consonant-digraph blends.
- \*Reading & spelling short-vowel words with suffixes **-ed** and **-ing**
- \*Reading & spelling **v-e** words
- \*Story retelling, story elements
- \*Types of genre
- \*Compare & contrast

### Writing:

- \*Letter sound dictation skills
- \*Sentence structure
- \*Beginning composition skills
- \*Writing a narrative

**Math:** Module 4: Place Value

## Dates to Remember:

- \* Feb. 26-March 2 – Read Across America Week
- \* Tues., March 6, 6:30pm – PTA Meeting
- \* Wed., March 7 – End of 3<sup>rd</sup> Marking Period; National Walk or Ride your Bike to School Day
- \* March 12-19 – Safer, Smarter Kids Program
- \* Wed., March 14 – WIPP St. Patrick's Parade
- \* Thurs., March 15 – Spring Picture Day
- \* Wed., March 21 – Kindergarten Orientation
- \* Fri., March 23 – Student Dress Down Day, \$1
- \* March 26-30 – Spring Break
- \* Mon., April 2 – Return to School

## Friday Treat Schedule

Each week, students with good behavior are rewarded with a special 'Friday Treat'. **Please remember that we are a peanut-free classroom.** Ideas for treats include sugar cookies, brownies, Rice Krispy treats, ice cream cups, and popsicles. If you have a conflict with your assigned date, let me know.

March 2—Quinn McD.

March 9—Dylan W.

March 16—Ayden E.

March 23—Jack T

April 6—Vedie S.

April 13—Callen L.

April 20—Emeline G.

April 27—Emma C.

\*Please remember to send a healthy snack each day. No candy or juice.

\*Students may bring a water bottle to keep on their desk. It is for **water only**. No other drinks.

## Cafeteria News

- Breakfast is free for all students all year!! 7:40-8:10a
- Lunch is \$2.25 per student. Money can be added to your student's account at [www.myschoolbucks.com](http://www.myschoolbucks.com)
- You can apply for free and reduced lunch this year online at [applyforlunch.com](http://applyforlunch.com).

## Science:

Magnets

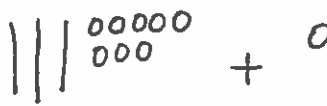
## Social Studies:

Theodore Roosevelt

Name \_\_\_\_\_

Date \_\_\_\_\_

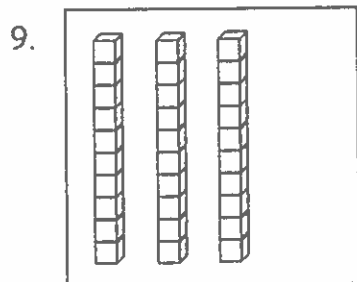
Draw quick tens and ones to show the number. Then, draw 1 more or 10 more.

<p>1.</p>  <p>1 more than 38 is <u>39</u>.</p>	<p>2.</p> <p>10 more than 38 is _____.</p>
<p>3.</p> <p>1 more than 35 is _____.</p>	<p>4.</p> <p>10 more than 35 is _____.</p>

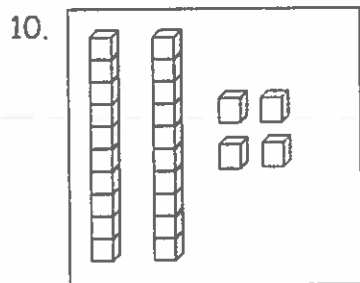
Draw quick tens and ones to show the number. Cross off (x) to show 1 less or 10 less.

<p>5.</p> <p>10 less than 23 is _____.</p>	<p>6.</p> <p>1 less than 23 is _____.</p>
<p>7.</p> <p>10 less than 31 is _____.</p>	<p>8.</p> <p>1 less than 31 is _____.</p>

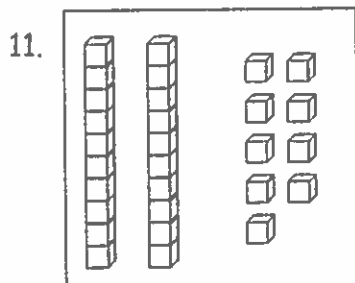
Match the words to the picture that shows the right amount.



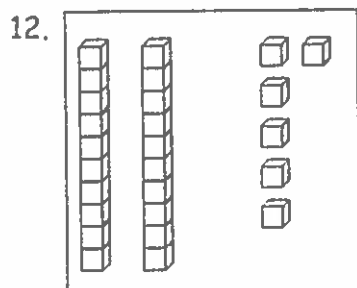
● 1 less than 30.



● 1 more than 23.



● 10 less than 36.


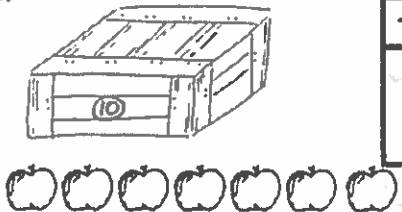








● 10 more than 20.

Name \_\_\_\_\_

Date \_\_\_\_\_

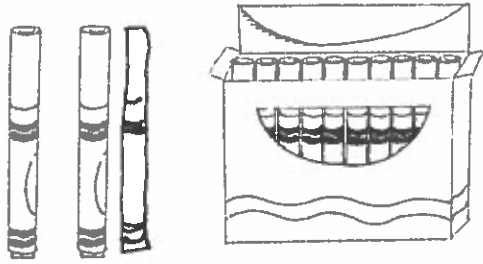







Fill in the place value chart and the blanks.

<p>1. </p> <table border="1" style="float: right; margin-left: 20px;"> <thead> <tr> <th style="padding: 2px;">tens</th> <th style="padding: 2px;">ones</th> </tr> </thead> <tbody> <tr> <td style="text-align: center; font-size: 2em;">3</td> <td style="text-align: center; font-size: 2em;">0</td> </tr> </tbody> </table> <p style="text-align: center; margin-top: 10px;"><math>30 = \underline{3} \text{ tens}</math></p>	tens	ones	3	0	<p>2. </p> <table border="1" style="float: right; margin-left: 20px;"> <thead> <tr> <th style="padding: 2px;">tens</th> <th style="padding: 2px;">ones</th> </tr> </thead> <tbody> <tr> <td style="height: 40px;"></td> <td style="height: 40px;"></td> </tr> </tbody> </table> <p style="text-align: center; margin-top: 10px;"><math>17 = \underline{\quad} \text{ ten and } \underline{\quad} \text{ ones}</math></p>	tens	ones		
tens	ones								
3	0								
tens	ones								
<p>3. </p> <table border="1" style="float: right; margin-left: 20px;"> <thead> <tr> <th style="padding: 2px;">dimes</th> <th style="padding: 2px;">pennies</th> </tr> </thead> <tbody> <tr> <td style="height: 40px;"></td> <td style="height: 40px;"></td> </tr> </tbody> </table> <p style="text-align: center; margin-top: 10px;"><math>\underline{\quad} = 2 \text{ tens } 2 \text{ ones}</math></p>	dimes	pennies			<p>4. </p> <table border="1" style="float: right; margin-left: 20px;"> <thead> <tr> <th style="padding: 2px;">dimes</th> <th style="padding: 2px;">pennies</th> </tr> </thead> <tbody> <tr> <td style="height: 40px;"></td> <td style="height: 40px;"></td> </tr> </tbody> </table> <p style="text-align: center; margin-top: 10px;"><math>\underline{\quad} = 3 \text{ tens } 3 \text{ ones}</math></p>	dimes	pennies		
dimes	pennies								
dimes	pennies								
<p>5. </p> <table border="1" style="float: right; margin-left: 20px;"> <thead> <tr> <th style="padding: 2px;">dimes</th> <th style="padding: 2px;">pennies</th> </tr> </thead> <tbody> <tr> <td style="height: 40px;"></td> <td style="height: 40px;"></td> </tr> </tbody> </table> <p style="text-align: center; margin-top: 10px;"><math>\underline{\quad} = \underline{\quad} \text{ tens } \underline{\quad} \text{ ones}</math></p>	dimes	pennies			<p>6. </p> <table border="1" style="float: right; margin-left: 20px;"> <thead> <tr> <th style="padding: 2px;">dimes</th> <th style="padding: 2px;">pennies</th> </tr> </thead> <tbody> <tr> <td style="height: 40px;"></td> <td style="height: 40px;"></td> </tr> </tbody> </table> <p style="text-align: center; margin-top: 10px;"><math>\underline{\quad} = \underline{\quad} \text{ tens } \underline{\quad} \text{ ones}</math></p>	dimes	pennies		
dimes	pennies								
dimes	pennies								
<p>7. </p> <table border="1" style="float: right; margin-left: 20px;"> <thead> <tr> <th style="padding: 2px;">tens</th> <th style="padding: 2px;">ones</th> </tr> </thead> <tbody> <tr> <td style="height: 40px;"></td> <td style="height: 40px;"></td> </tr> </tbody> </table> <p style="text-align: center; margin-top: 10px;"><math>\underline{\quad} = \underline{\quad} \text{ ten } \underline{\quad} \text{ ones}</math></p>	tens	ones			<p>8. </p> <table border="1" style="float: right; margin-left: 20px;"> <thead> <tr> <th style="padding: 2px;">tens</th> <th style="padding: 2px;">ones</th> </tr> </thead> <tbody> <tr> <td style="height: 40px;"></td> <td style="height: 40px;"></td> </tr> </tbody> </table> <p style="text-align: center; margin-top: 10px;"><math>\underline{\quad} \text{ tens } \underline{\quad} \text{ ones} = \underline{\quad}</math></p>	tens	ones		
tens	ones								
tens	ones								



Fill in the blank. Draw or cross off tens or ones as needed.

10 more than 25 is 35

<p>9.</p>  <p>1 more than 12 is <u>13</u>.</p>	<p>10.</p>  <p>10 more than 3 is _____.</p>
<p>11.</p>  <p>10 more than 22 is _____.</p>	<p>12.</p>  <p>1 more than 22 is _____.</p>
<p>13.</p>  <p>1 less than 39 is _____.</p>	<p>14.</p>  <p>10 less than 39 is _____.</p>
<p>15.</p>  <p>10 less than 33 is _____.</p>	<p>16.</p>  <p>1 less than 33 is _____.</p>